

# STOCK Catalog



MASONITE MOLDED / 2P SQUARE TOP / HOLLOW & SOLID

**CONTACT US TODAY!**  
 Phone: 419.965.2310 • Fax: 419.965.2326  
[www.teemwholesale.com](http://www.teemwholesale.com)

# CONTENTS



MASONITE MOLDED / WINSLOW / HOLLOW & SOLID



MASONITE EXTERIOR / BLS-106-09E-2 / BLSL-129-03E-1

- 02 Interior Doors
- 07 Interior Prehung Options  
Barndoor Hardware
- 08 Exterior Doors
- 13 Exterior Prehung Options
- 14 Hardwood Moulding
- 18 Softwood Moulding
- 22 Wood Stairparts
- 28 Iron Stairparts





# INTERIOR

## MOLDED & SOLID WOOD DOORS

All doors are stocked in 1-3/8" thickness and can be purchased as slabs or prehung units.

### MOLDED



LINCOLN PARK   Smooth		
Dimensions	H/C	S/C
1'6" x 6'8"	✓	✓
2'0" x 6'8"	✓	✓
2'4" x 6'8"	✓	✓
2'6" x 6'8"	✓	✓
2'8" x 6'8"	✓	✓
3'0" x 6'8"	✓	✓
2'0" x 6'8" H/C BIFOLD		
2'6" x 6'8" H/C BIFOLD		
3'0" x 6'8" H/C BIFOLD		



WINSLOW   Smooth		
Dimensions	H/C	S/C
1'4" x 6'8"	✓	—
1'6" x 6'8"	✓	✓
1'8" x 6'8"	✓	—
2'0" x 6'8"	✓	✓
2'4" x 6'8"	✓	✓
2'6" x 6'8"	✓	✓
2'8" x 6'8"	✓	✓
3'0" x 6'8"	✓	✓
2'0" x 6'8" H/C BIFOLD		
2'6" x 6'8" H/C BIFOLD		
3'0" x 6'8" H/C BIFOLD		

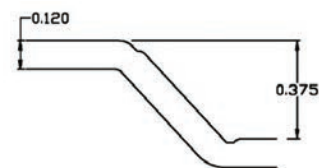


LOGAN   Smooth		
Dimensions	H/C	S/C
1'6" x 6'8"	✓	✓
2'0" x 6'8"	✓	✓
2'4" x 6'8"	✓	✓
2'6" x 6'8"	✓	✓
2'8" x 6'8"	✓	✓
3'0" x 6'8"	✓	✓
2'0" x 6'8" H/C BIFOLD		
2'6" x 6'8" H/C BIFOLD		
3'0" x 6'8" H/C BIFOLD		

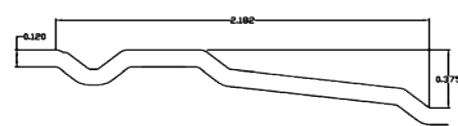


LIVINGSTON   Smooth		
Dimensions	H/C	S/C
1'6" x 6'8"	—	✓
2'0" x 6'8"	—	✓
2'4" x 6'8"	—	✓
2'6" x 6'8"	—	✓
2'8" x 6'8"	—	✓
3'0" x 6'8"	—	✓

Heritage Sticking Profile



Livingston Sticking Profile



2P   Smooth		
Dimensions	H/C	S/C
1'4" x 6'8"	✓	—
1'6" x 6'8"	✓	✓
1'8" x 6'8"	✓	—
2'0" x 6'8"	✓	✓
2'4" x 6'8"	✓	✓
2'6" x 6'8"	✓	✓
2'8" x 6'8"	✓	✓
3'0" x 6'8"	✓	✓
2'0" x 6'8" H/C BIFOLD		
2'6" x 6'8" H/C BIFOLD		
3'0" x 6'8" H/C BIFOLD		



2P ROMAN   Smooth		
Dimensions	H/C	S/C
1'4" x 6'8"	✓	—
1'6" x 6'8"	✓	✓
1'8" x 6'8"	✓	—
2'0" x 6'8"	✓	✓
2'4" x 6'8"	✓	✓
2'6" x 6'8"	✓	✓
2'8" x 6'8"	✓	✓
3'0" x 6'8"	✓	✓
2'0" x 6'8" H/C BIFOLD		
2'6" x 6'8" H/C BIFOLD		
3'0" x 6'8" H/C BIFOLD		



CHEYENNE   Smooth		
Dimensions	H/C	S/C
1'4" x 6'8"	✓	—
1'6" x 6'8"	✓	✓
1'8" x 6'8"	✓	—
2'0" x 6'8"	✓	✓
2'4" x 6'8"	✓	✓
2'6" x 6'8"	✓	✓
2'8" x 6'8"	✓	✓
3'0" x 6'8"	✓	✓
2'0" x 6'8" H/C BIFOLD		
2'6" x 6'8" H/C BIFOLD		
3'0" x 6'8" H/C BIFOLD		

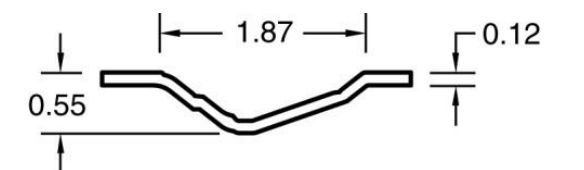


COLONIST   Smooth		
Dimensions	H/C	S/C
1'4" x 6'8"	✓	—
1'6" x 6'8"	✓	✓
1'8" x 6'8"	✓	—
2'0" x 6'8"	✓	✓
2'4" x 6'8"	✓	✓
2'6" x 6'8"	✓	✓
2'8" x 6'8"	✓	✓
3'0" x 6'8"	✓	✓
2'0" x 6'8" H/C BIFOLD		
2'6" x 6'8" H/C BIFOLD		
3'0" x 6'8" H/C BIFOLD		



COLONIST   Textured		
Dimensions	H/C	S/C
1'6" x 6'8"	✓	—
2'0" x 6'8"	✓	—
2'4" x 6'8"	✓	—
2'6" x 6'8"	✓	—
2'8" x 6'8"	✓	—
3'0" x 6'8"	✓	—
2'0" x 6'8" H/C BIFOLD		
2'6" x 6'8" H/C BIFOLD		
3'0" x 6'8" H/C BIFOLD		

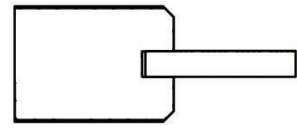
INP Sticking Profile



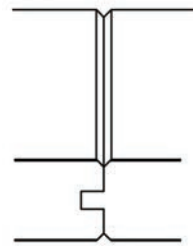
Cheyenne Sticking Profile



Artesão Sticking Profile



Joint Detail



**#A-101F**

- 1'6" x 6'8"
- 1'8" x 6'8"
- 1'10" x 6'8"
- 2'0" x 6'8"
- 2'2" x 6'8"
- 2'4" x 6'8"
- 2'6" x 6'8"
- 2'8" x 6'8"
- 2'10" x 6'8"
- 3'0" x 6'8"
- 2'0" x 6'8" BIFOLD
- 2'6" x 6'8" BIFOLD
- 3'0" x 6'8" BIFOLD



**#A-201F**

- 1'6" x 6'8"
- 2'0" x 6'8"
- 2'4" x 6'8"
- 2'6" x 6'8"
- 2'8" x 6'8"
- 3'0" x 6'8"



**#A-301F**

- 1'6" x 6'8"
- 2'0" x 6'8"
- 2'4" x 6'8"
- 2'6" x 6'8"
- 2'8" x 6'8"
- 3'0" x 6'8"



**#A-303F**

- 1'6" x 6'8"
- 2'0" x 6'8"
- 2'4" x 6'8"
- 2'6" x 6'8"
- 2'8" x 6'8"
- 3'0" x 6'8"



**#A-501F**

- 1'6" x 6'8"
- 2'0" x 6'8"
- 2'4" x 6'8"
- 2'6" x 6'8"
- 2'8" x 6'8"
- 3'0" x 6'8"





## POPLAR



#602
1'6" x 6'8"
2'0" x 6'8"
2'4" x 6'8"
2'6" x 6'8"
2'8" x 6'8"
3'0" x 6'8"
2'0" x 6'8" BIFOLD
2'6" x 6'8" BIFOLD
3'0" x 6'8" BIFOLD



#201-F
1'6" x 6'8"
2'0" x 6'8"
2'4" x 6'8"
2'6" x 6'8"
2'8" x 6'8"
3'0" x 6'8"
2'0" x 6'8" BIFOLD
2'6" x 6'8" BIFOLD
3'0" x 6'8" BIFOLD



#303-F
1'6" x 6'8"
2'0" x 6'8"
2'4" x 6'8"
2'6" x 6'8"
2'8" x 6'8"
3'0" x 6'8"
2'0" x 6'8" BIFOLD
2'6" x 6'8" BIFOLD
3'0" x 6'8" BIFOLD

## OAK



#602
1'6" x 6'8"
2'0" x 6'8"
2'4" x 6'8"
2'6" x 6'8"
2'8" x 6'8"
3'0" x 6'8"
2'0" x 6'8" BIFOLD
2'6" x 6'8" BIFOLD
3'0" x 6'8" BIFOLD



#303F
1'6" x 6'8"
2'0" x 6'8"
2'4" x 6'8"
2'6" x 6'8"
2'8" x 6'8"
3'0" x 6'8"
2'0" x 6'8" BIFOLD
3'0" x 6'8" BIFOLD



#602-DS
1'6" x 6'8"
2'0" x 6'8"
2'4" x 6'8"
2'6" x 6'8"
2'8" x 6'8"
3'0" x 6'8"
2'0" x 6'8" BIFOLD
2'6" x 6'8" BIFOLD
3'0" x 6'8" BIFOLD

## PINE

## PREHUNG OPTIONS

JAMB SIZE [6'8"]	PRIMED	PINE VENEER	PINE SOLID	OAK VENEER	OAK SOLID	POPLAR VENEER	POPLAR SOLID	MAPLE VENEER
4-9/16" Flat	•	•		•	•	•	•	•
4-9/16" Split	•		•	•	•		•	
4-7/8" Flat	•				•		•	
5-1/4" Flat	•	•			•		•	
6-9/16" Flat	•	•	•		•		•	

Each stock jamb has a wood back for superior quality.



PINE VENEERED JAMB (SHOWN)  
PRIMED JAMB (FJ PINE)



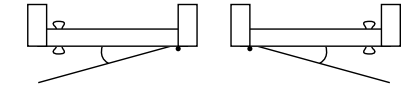
POPLAR VENEERED JAMB (SHOWN)  
MAPLE VENEERED JAMB



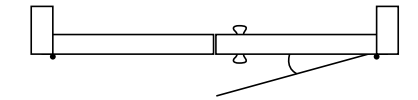
OAK SOLID JAMB (SHOWN)  
POPLAR SOLID JAMB  
PINE SOLID JAMB



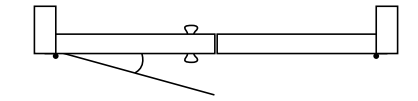
OAK VENEERED JAMB



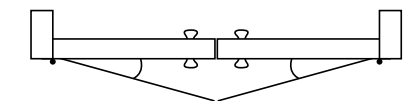
LEFT HAND      RIGHT HAND



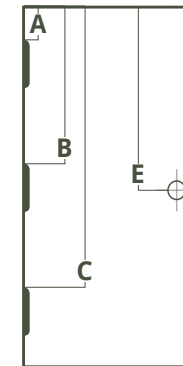
LEFT HAND ACTIVE  
ASTRAGAL WITH FLUSH BOLT




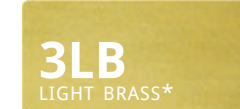
RIGHT HAND ACTIVE  
ASTRAGAL WITH FLUSH BOLT



BALL CATCH UNIT  
BOTH HANDS ACTIVE



	6'8"	7'0"	8'0"
A	7"	7"	7"
B	38-1/4"	38-1/4"	33"
C	69-1/2"	69-1/2"	58-1/2"
D	-	-	84-1/2"
E	44"	48"	60"




All finishes stocked in 3-1/2" & 4" Ball Bearing  
\*Standard finish color unless otherwise specified

## GLASS



FULL VIEW
Primed
2'0" x 6'8"
2'6" x 6'8"
3'0" x 6'8"




15 LITE
Primed
2'0" x 6'8"
2'6" x 6'8"
3'0" x 6'8"



15 LITE
Poplar
2'0" x 6'8"
2'6" x 6'8"
3'0" x 6'8"

## BARNDOOR HARDWARE



RUSTIC STYLE BARNDOOR HARDWARE  
MATTE BLACK



8" PULL  
MATTE BLACK

# EXTERIOR

FIBERGLASS & STEEL DOORS

## NOMENCLATURE DEFINED



**BLS - 106 - 328 - 2**  
DOOR MATERIAL GLASS SHAPE & SIZE GLASS DESIGN & CAMING NUMBER VISIBLE DOOR PANELS

**BLSSL - 129 - 328 - 1**  
SIDELITE MATERIAL + "SL" GLASS SHAPE & SIZE GLASS DESIGN & CAMING VISIBLE SIDELITE PANELS






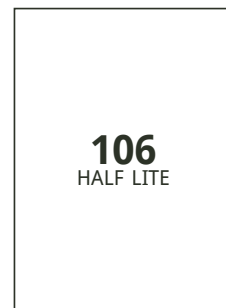
**BLS**  
BELLEVILLE  
SMOOTH



**BLT**  
BELLEVILLE  
TEXTURED



**MHD**  
MASONITE HD  
STEEL



**HGS**  
HERITAGE  
SMOOTH



**HFT**  
HERITAGE  
FIR TEXTURE

## BELLEVILLE FIBERGLASS



#BLS-X



#BLS-2H




#BLS-2ST



#BLS-2P



#BLS-6



#BLT-X



#BLT-6

## HERITAGE FIBERGLASS



#HGS-3C




#HFT-3C



**SMOOTH DENTIL SHELF**  
SHELF CAN BE APPLIED TO STEEL  
& FIBERGLASS EXTERIOR DOOR OPTIONS

## MASONITE HD STEEL



#MHD-X



#MHD-2H



#MHD-2ST



#MHD-2R



#MHD-2P



#MHD-6



#MHD-3C



# EXTERIOR

CLEAR GLASS [010], EXTERNAL GRILLES [0\_E], INTERNAL BLINDS [01RL]

## CLEAR INSERTS



#BLS-122-010-X  
#MHD-122-010-X



#BLS-106-010-X  
#MHD-106-010-X



#BLS-106-010-1  
#MHD-106-010-1



#BLS-106-010-1P  
#MHD-106-010-1P



#BLS-106-010-2  
#MHD-106-010-2



#BLS-135-010-4  
#MHD-135-010-4



#HGS-217-010-2C



#MHD-217-010-2C



#BLSSL-152-010-X  
#MHDSL-152-010-X



#BLSSL-129-010-1  
#MHDSL-129-010-1

## BLIND INSERTS

ALL BLIND INSERTS FEATURE RAISE, LOWER, AND TILT FUNCTIONALITY



#BLS-B122-01RL-X  
#MHD-B122-01RL-X



#BLS-B106-01RL-1  
#MHD-B106-01RL-1



#BLS-B106-01RL-1P  
#MHD-B106-01RL-1P



#BLS-B106-01RL-2  
#MHD-B106-01RL-2

## GRILLE INSERTS

WHITE EXTERNAL (E)



#BLS-122-15E-X  
#MHD-122-15E-X



#BLS-106-09E-1  
#MHD-106-09E-1



#BLS-106-09E-1P  
#MHD-106-09E-1P



#BLS-106-09E-2  
#MHD-106-09E-2



#BLS-135-05E-4  
#MHD-135-05E-4



#BLSSL-129-03E-1  
#MHDSL-129-03E-1



#BLSSL-152-05E-X  
#MHDSL-152-05E-X



#HGS-217-03E-2C



#HGS-217-06E-2C



#MHD-217-03E-2C



#MHD-217-06E-2C





# EXTERIOR

ELEMENT GLASS [328], NAPLES GLASS [366]

## ELEMENT INSERTS



#BLS-106-328-1 #MHD-106-328-1  
 #BLS-106-328-1P #MHD-106-328-1P  
 #BLS-106-328-2 #MHD-106-328-2  
 #BLS-107-328-1 #MHD-107-328-1



#BLS-107-328-1P #MHD-107-328-1P  
 #BLS-107-328-2 #MHD-107-328-2  
 #BLS-137-328-4 #MHD-137-328-4  
 #BLSL-129-328-1 #MHDSL-129-328-1

## NAPLES INSERTS



#BLS-122-366-X #MHD-122-366-X  
 #BLS-106-366-1 #MHD-106-366-1  
 #BLS-106-366-1P #MHD-106-366-1P  
 #BLS-106-366-2 #MHD-106-366-2  
 #BLSL-152-366-X #MHDSL-152-366-X  
 #BLSL-129-366-1 #MHDSL-129-366-1

## EXTERIOR OPTIONS

**US2D**  
BRASS DICHROMATE

**STANDARD** PREHUNG SPECS  
 All exterior prehung units come standard with:  
 - Plain bearing US2D hinges  
 - 4-9/16" Duraframe jamb  
 - Adjustable Mill finish sill  
 - Primed FJ brickmold

**US3**  
BRIGHT BRASS

**US15**  
SATIN NICKEL

**US5**  
ANTIQUÉ BRASS

**US10B**  
OIL-RUBBED BRONZE

**Duraframe**  
 - Pre-primed  
 - Finger-jointed rot resistant bottom  
 - Q-Lon 650 Bronze weather strip

**MILL**  
SILL

**PolyFiber Textured**  
 - Oak Embossed texture  
 - Composite, rot resistant jamb  
 - Paintable or stainable material  
 - Q-Lon 650 Bronze weather strip

**SATIN NICKEL**  
SILL

**PolyFiber White-Cap**  
 - Prefinished white  
 - Composite jamb  
 - Rot resistant  
 - Q-Lon 650 Bronze weather strip

**BRONZE**  
SILL

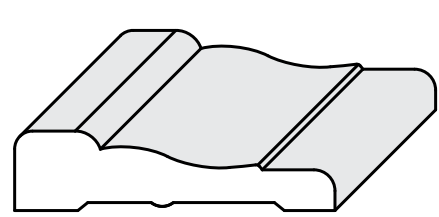




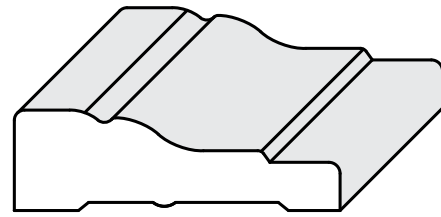
# HARDWOOD

## MOULDINGS

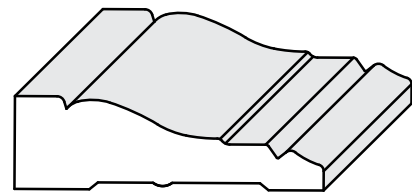
### CASING



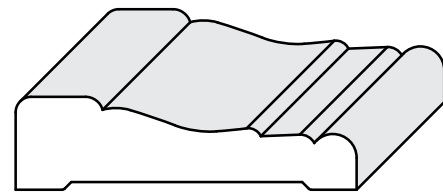
#356 [11/16" x 2-1/4"]  
Poplar ONLY




#C-3 [11/16" x 2-1/4"]  
Oak ONLY



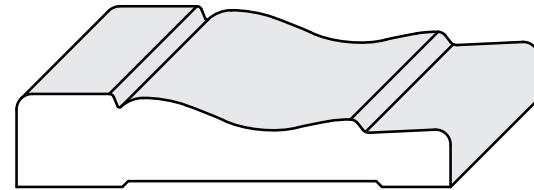
#A-20 [3/4" x 2-1/2"]  
Poplar ONLY



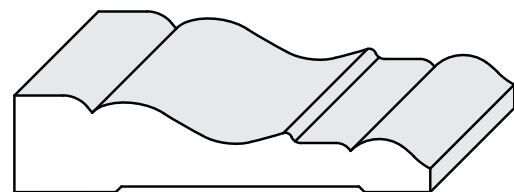
#720 [3/4" x 2-3/4"]  
Poplar • Oak



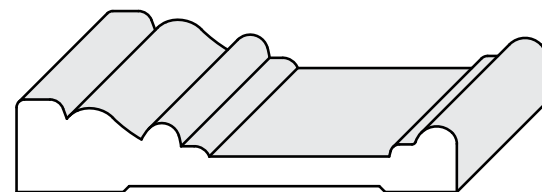
#E2E [3/4" x 3-1/2"]  
Poplar ONLY



#444 [3/4" x 3-1/2"]  
Poplar • Oak

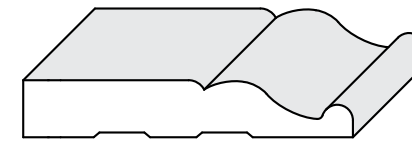


#A-30 [13/16" x 3-1/2"]  
Poplar ONLY



#450 [3/4" x 3-1/2"]  
Poplar ONLY

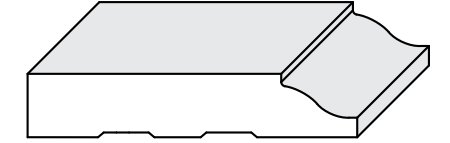
### BASE



#805 [9/16" x 3-1/4"]  
Poplar • Oak



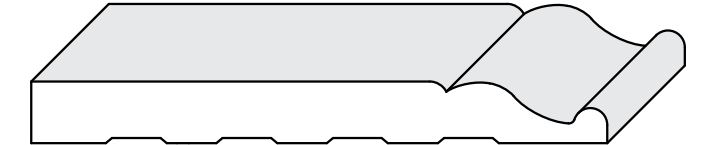
#623 [7/16" x 3-1/4"]  
Poplar • Oak



#325 [5/8" x 3-1/4"]  
Poplar ONLY




#808 [9/16" x 4-1/4"]  
Poplar • Oak



#813 [9/16" x 5-1/4"]  
Poplar • Oak



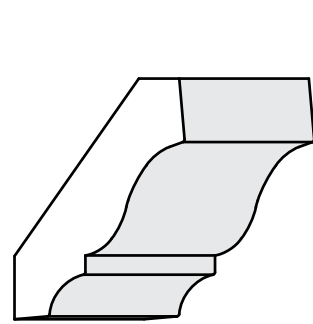
#220 [9/16" x 4-1/2"]  
Poplar • Oak



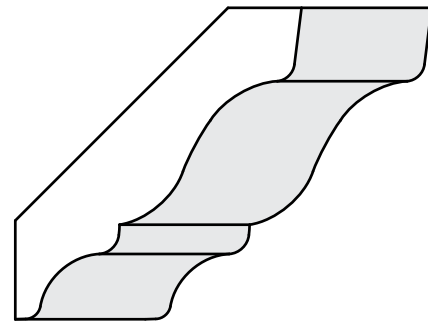
#E1E [5/8" x 5-1/4"]  
Poplar ONLY



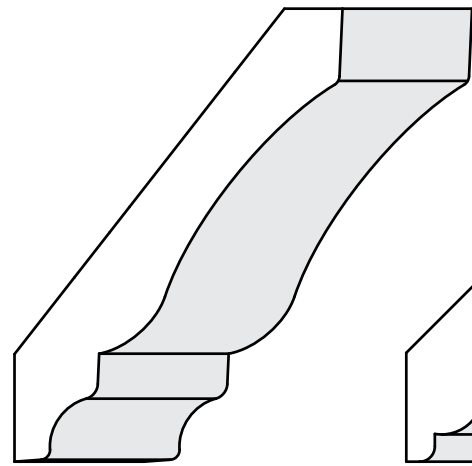
## CROWN



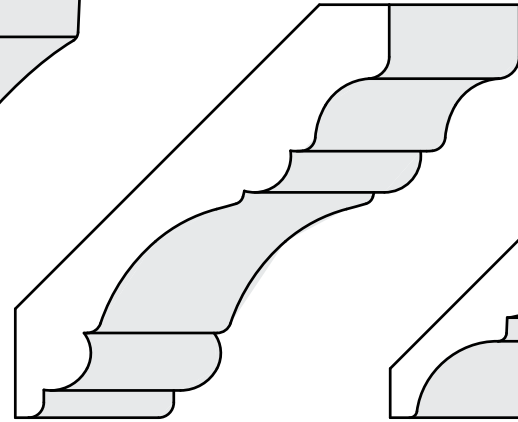
**#54** [9/16" x 2-1/4"]  
Poplar ONLY



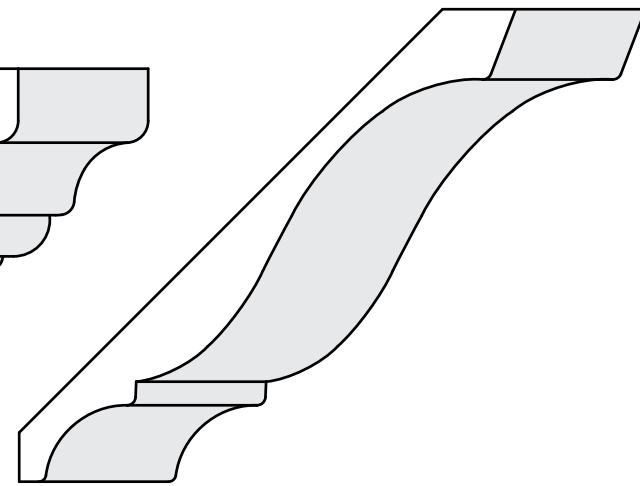
**#49GO** [11/16" x 3-1/4"]  
Poplar • Oak



**#48GO** [11/16" x 4-1/4"]  
Poplar • Oak

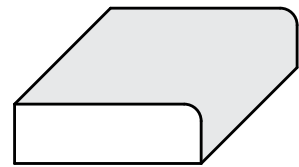


**#43** [3/4" x 4-1/4"]  
Poplar ONLY

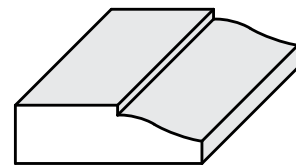


**#46** [9/16" x 5-1/4"]  
Poplar ONLY

## STOP

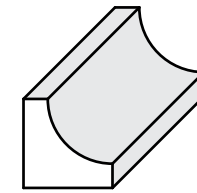


**#876**  
[7/16" x 1-3/8"]  
Poplar • Oak

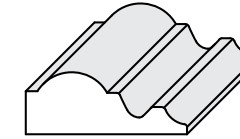


**#936**  
[7/16" x 1-3/8"]  
Poplar • Oak

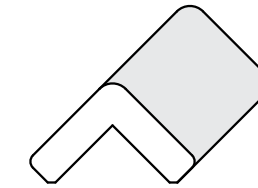
## MISCELLANEOUS



**#100 Cove**  
[11/16" x 11/16"]  
Poplar • Oak



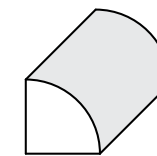
**#BC-2 Base Cap**  
[5/8" x 1-11/16"]  
Poplar ONLY



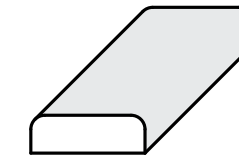
**#205 Outside Corner**  
[1-1/8" x 1-1/8"]  
Poplar • Oak



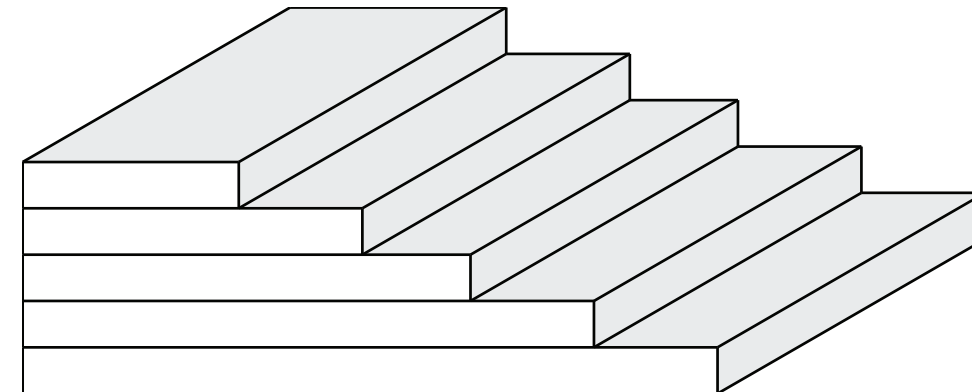
**#405 Base Shoe**  
[1/2" x 3/4"]  
Poplar • Oak



**#105 Qtr. Round**  
[3/4" x 3/4"]  
Poplar • Oak



**#142 Scribe**  
[1/4" x 3/4"]  
Poplar ONLY



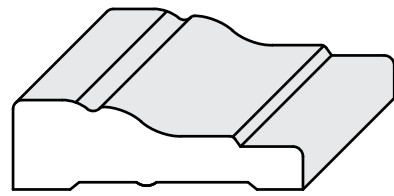
**S4S Boards** • 1x4 • 1x6 • 1x8 • 1x10 • 1x12  
Poplar • Oak



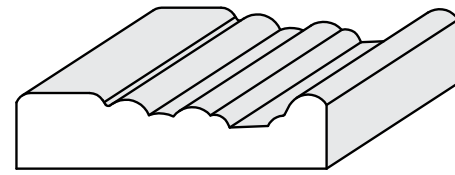
# SOFTWOOD

## MOULDINGS

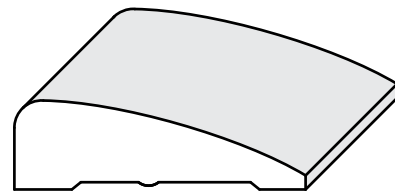
### CASING



#356 [11/16" x 2-1/4"]  
Pine • FJ Primed



#457 [5/8" x 2-5/8"]  
FJ Primed ONLY



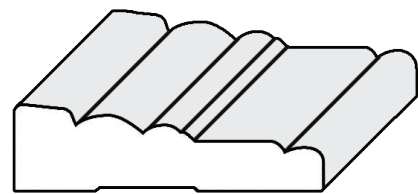
#327 [11/16" x 2-1/4"]  
Pine ONLY



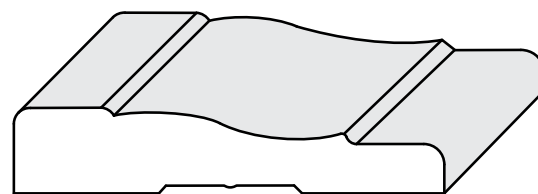
#472 [9/16" x 2-1/2"]  
FJ Primed ONLY



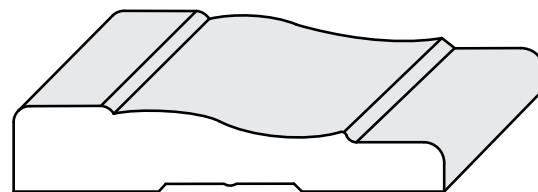
#412 [11/16" x 3-1/2"]  
FJ Primed ONLY



#711 [2-3/4"]  
FJ Primed ONLY



#444 [11/16" x 3-1/4"]  
FJ Primed ONLY

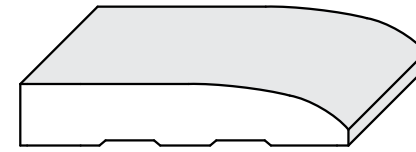


#444 [11/16" x 3-1/4"]  
Pine ONLY



#14E2E [23/32" x 3-1/2"]  
MDF ONLY

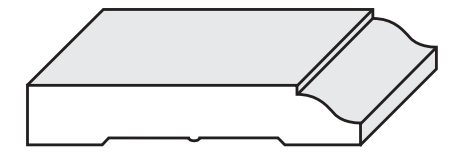
### BASE



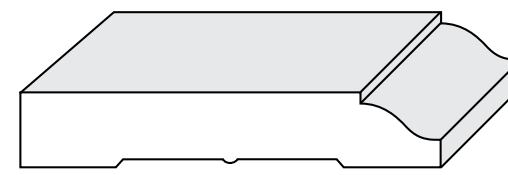
#714 [9/16" x 3-1/4"]  
Pine ONLY



#623 [9/16" x 3-1/4"]  
Pine ONLY [9/16" x 3-1/4"]



#623 [9/16" x 3-1/4"]  
FJ Primed ONLY



#620 [9/16" x 4-1/4"]  
FJ Primed ONLY



#620 [9/16" x 4-1/4"]  
Pine ONLY




#808 [9/16" x 4-1/4"]  
Pine • FJ Primed



#618 [9/16" x 5-1/4"]  
FJ Primed ONLY

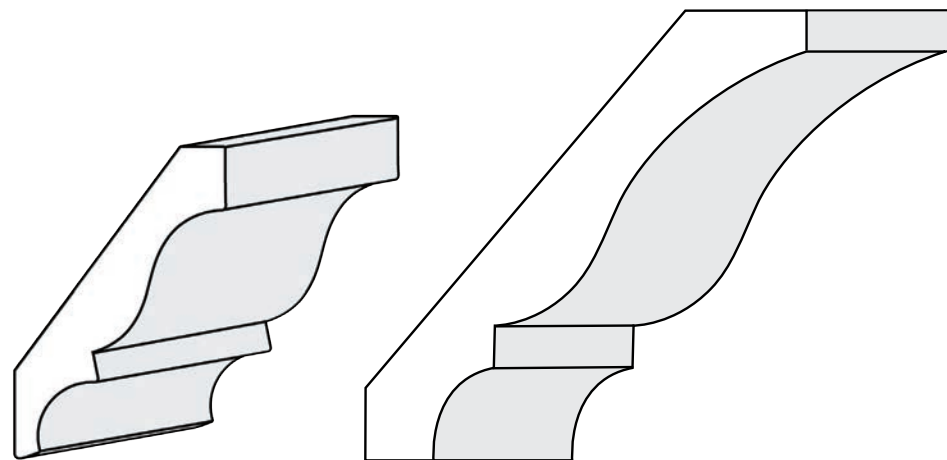


#813 [9/16" x 5-1/4"]  
FJ Primed ONLY



#514 [9/16" x 5-1/4"]  
FJ Primed ONLY

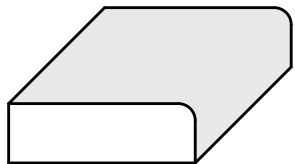
## CROWN



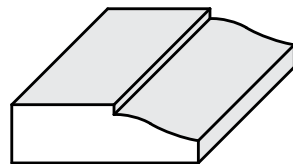
**#51** [9/16" x 3-1/4"]  
FJ Primed ONLY

**#48** [9/16" x 4-1/4"]  
Pine • FJ Primed

## STOP

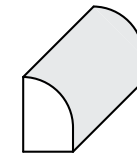


**#876**  
[7/16" x 1-3/8"]  
FJ Primed ONLY




**#936**  
[7/16" x 1-3/8"]  
FJ Primed ONLY

## MISCELLANEOUS



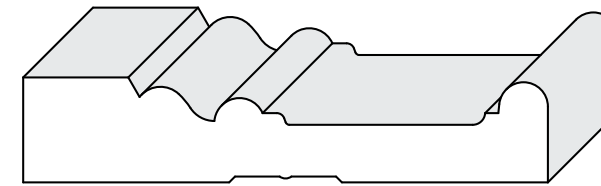
**#126 Base Shoe**  
[1/2" x 3/4"]  
Pine ONLY



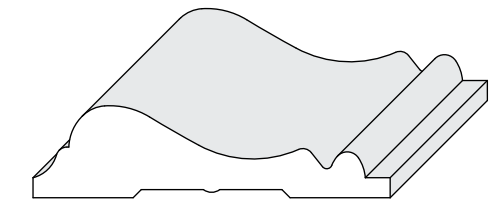
**#144 Screen bead**  
[1/4" x 3/4"]  
Pine ONLY



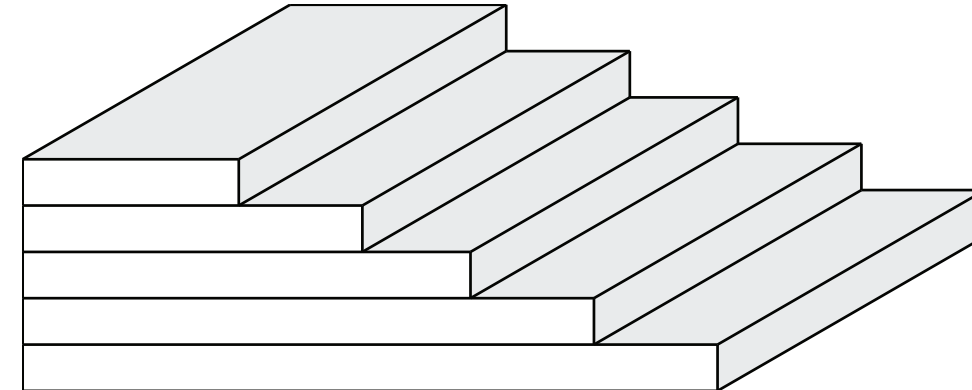
**#442 Bullnose**  
[3/8" x 1-1/4"]  
FJ Primed ONLY



**#190 Architrave** [1-11/16" x 5-5/16"]  
MDF ONLY



**#390 Chair Rail** [11/16" x 2-5/8"]  
FJ Primed ONLY



**S4S Boards** • 1x2 • 1x3 • 1x4 • 1x6 • 1x8 • 1x10 • 1x12  
FJ Primed • Pine [1x10 only]

**SL18 Shiplap** [11/16" x 7-1/4"]  
MDF ONLY



# STAIR PARTS

WOOD & IRON

## HANDRAIL & WALLRAIL



#6203 [5-1/2" x 1-5/8"]  
Poplar • Oak



#6010 [2-1/4" x 2-3/8"]  
Poplar • Oak



#6210 [2-3/8" x 2-5/8"]  
Poplar • Oak



#6519 [2-5/8" x 3"]  
Poplar • Oak



#6000P [1-1/2" x 2-3/4"]  
Poplar • Oak



#6001P [1-1/2" x 2-3/4"]  
Poplar • Oak



#6040 [1-5/16" x 1-5/8"]  
Poplar • Oak



#6042 [1-1/16" x 2-1/4"]  
Poplar • Oak

## NEWELS & BALLUSTERS



#4091  
6-1/4" x 55"  
Poplar • Oak



#4075 3-1/2" x 58"  
Poplar • Oak



#4001 [S4S]  
3" x 60"  
Poplar

#4003 [S4S]  
3-1/2" x 56"  
Poplar • Oak



#4005  
3-1/2" x 56"  
Poplar • Oak




#5060 [S4S]  
1-1/4" x 34"  
Poplar

1-1/4" x 36"  
1-1/4" x 42"  
Poplar • Oak

#5360 [S4S]  
1-3/4" x 36"  
1-3/4" x 42"  
Poplar • Oak




# NEWELS & BALUSTERS



**#4042B**  
Starting  
3" x 54"  
Poplar • Oak



**#4046B**  
Intermediate  
Landing  
3" x 60"  
Poplar



**#5141**  
1-1/4" x 31"  
1-1/4" x 39"  
Poplar  
1-1/4" x 34"  
1-1/4" x 38"  
1-1/4" x 42"  
Oak



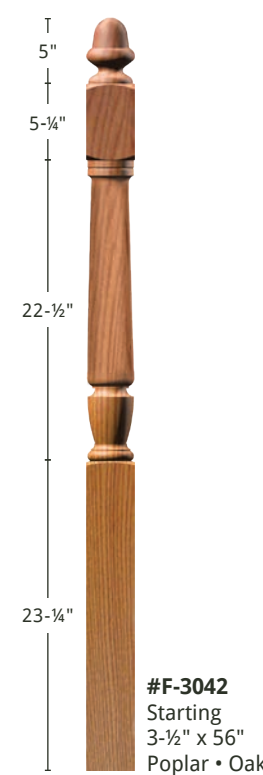
**#4504**  
Starting  
3-1/2" x 56"  
Poplar



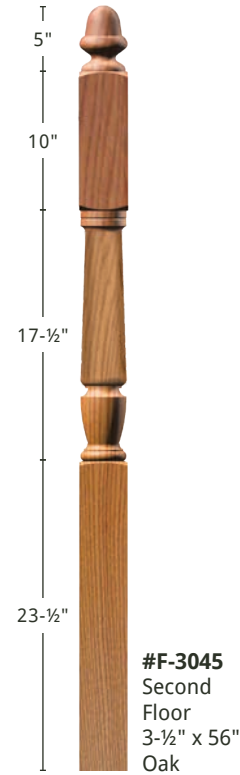
**#4503**  
Second Floor  
3-1/2" x 56"  
Poplar



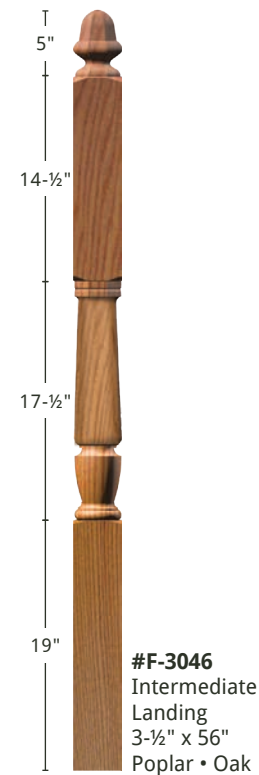
**#4505**  
Intermediate  
Landing  
3-1/2" x 56"  
Poplar • Oak




**#F-3042**  
Starting  
3-1/2" x 56"  
Poplar • Oak



**#F-3045**  
Second  
Floor  
3-1/2" x 56"  
Oak



**#F-3046**  
Intermediate  
Landing  
3-1/2" x 56"  
Poplar • Oak



**#2005**  
1-3/4" x 36"  
Poplar  
**#F-2005**  
1-3/4" x 31"  
1-3/4" x 36"  
1-3/4" x 39"  
1-3/4" x 42"  
Poplar




**#5005**  
1-3/4" x 31"  
Poplar



**#5105**  
1-3/4" x 31"  
1-3/4" x 34"  
1-3/4" x 39"  
1-3/4" x 42"  
Poplar  
1-3/4" x 36"  
Poplar • Oak



**#5200**  
1-1/4" x 31"  
Poplar  
1-1/4" x 36"  
Oak  
1-1/4" x 39"  
Oak



**#5205**  
1-1/4" x 31"  
Oak  
1-1/4" x 39"  
Oak



**#5300**  
1-3/4" x 34"  
1-3/4" x 36"  
1-3/4" x 39"  
1-3/4" x 42"  
Oak





## SHOE RAIL & FILLET



#6006 [1" x 3-1/8"]  
Poplar • Oak



#6007 [5/16" x 1-3/4"]  
Poplar • Oak



#6045 [3/4" x 2-1/2"]  
Poplar • Oak



#6050 [5/16" x 1-1/4"]  
Poplar • Oak

## TREADS & RISERS



#8070-48 [1" x 10-1/2" x 48"]  
Poplar • Oak

#8073-48 [1" x 11-1/2" x 48"]  
Poplar • Oak

#8073-54 [1" x 11-1/2" x 54"]  
Poplar • Oak

#8073-60 [1" x 11-1/2" x 60"]  
Poplar • Oak



#8070-48R [1" x 10-1/2" x 48"]  
Poplar • Oak

#8073-48R [1" x 11-1/2" x 48"]  
Poplar • Oak

#8073-54R [1" x 11-1/2" x 54"]  
Poplar • Oak

#8073-60R [1" x 11-1/2" x 60"]  
Poplar • Oak



#8075-48 [3/4" x 7-1/2" x 48"]  
Poplar • Oak

#8077-48 [3/4" x 8" x 48"]  
Poplar • Oak

#8075-54 [3/4" x 7-1/2" x 54"]  
Poplar • Oak

#8077-54 [3/4" x 8" x 54"]  
Poplar • Oak

#8075-60 [3/4" x 7-1/2" x 60"]  
Poplar • Oak

#8077-60 [3/4" x 8" x 60"]  
Poplar • Oak



#8079 [6-1/2" x 11-1/2"]  
False Tread Kit  
Poplar • Oak



#8076 [8" x 6"]  
False Riser Cap  
Poplar • Oak



#8090 [1-1/16" x 3-1/2"]  
Poplar • Oak

#8091 [1-1/16" x 5-1/2"]  
Poplar • Oak



#8095 [1/2" x 3/4"]  
Poplar • Oak



#8078 [1-1/4" x 1-13/16"]  
Poplar • Oak



#8080 [1" x 1-1/4"]  
Poplar • Oak



# IRON BALUSTERS



SATIN BLACK



#9000TB [1/2"]  
Plain  
Satin Black



#9006TB [1/2"]  
Single Knuckle  
Satin Black



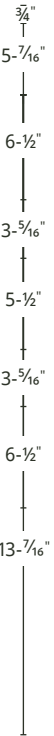
#9007TB [1/2"]  
Double Knuckle  
Satin Black



#9001TB [1/2"]  
Single Twist  
Satin Black



#9002TB [1/2"]  
Double Twist  
Satin Black



#9003TB [1/2"]  
Double Twist  
w/ Basket  
Satin Black



#9004TB [1/2"]  
Double Twist  
w/ Double Basket  
Satin Black



MASONITE MOLDED / LOGAN / HOLLOW & SOLID



FIND THESE PRODUCTS AND OTHER OPTIONS AT



[www.teemwholesale.com](http://www.teemwholesale.com)

Phone: 419.965.2310 • Fax: 419.965.2326