



Regal Stairs

by **TEEM** 
Wholesale, Inc.



PRODUCT CATALOG

Welcome

Welcome to Regal Stairs by Teem Wholesale. In the following pages you will find a very comprehensive selection of top quality stair parts that will allow you to complete your next project with both style and elegance. For over 15 years Regal Stairs by Teem Wholesale has been satisfying our customer's needs for quality stair parts at competitive prices. Our craftsmen use the latest technology to provide a selection of stair parts with quality and value second to none. Thank you for the opportunity to be a part of your next project and best wishes.



Contents

Wood Selections	(4)	Utah	(18)
Colonial	(5)	Box Newels	(20)
Hampton	(8)	Starting Steps	(22)
Heritage	(10)	Treads & Risers	(23)
Contemporary	(12)	Handrails	(24)
Country	(15)	Rail Fittings	(25)
Georgia	(16)	Accessories	(26)



Soft Maple



Hard Maple



Poplar



Beech



Birch



Cherry



Brazilian Cherry



Hickory



Mahogany



Red Oak



White Oak



Walnut



Prefinished White
High gloss white finish.
Ready to install.



Primed

Some stair parts are not available in all of these wood species. Please contact your Regal Stairs representative for details.

Newels



This very popular style is also available with a mushroom top.



Colonial Stairway with "A" style Newels and #5015 Balusters.

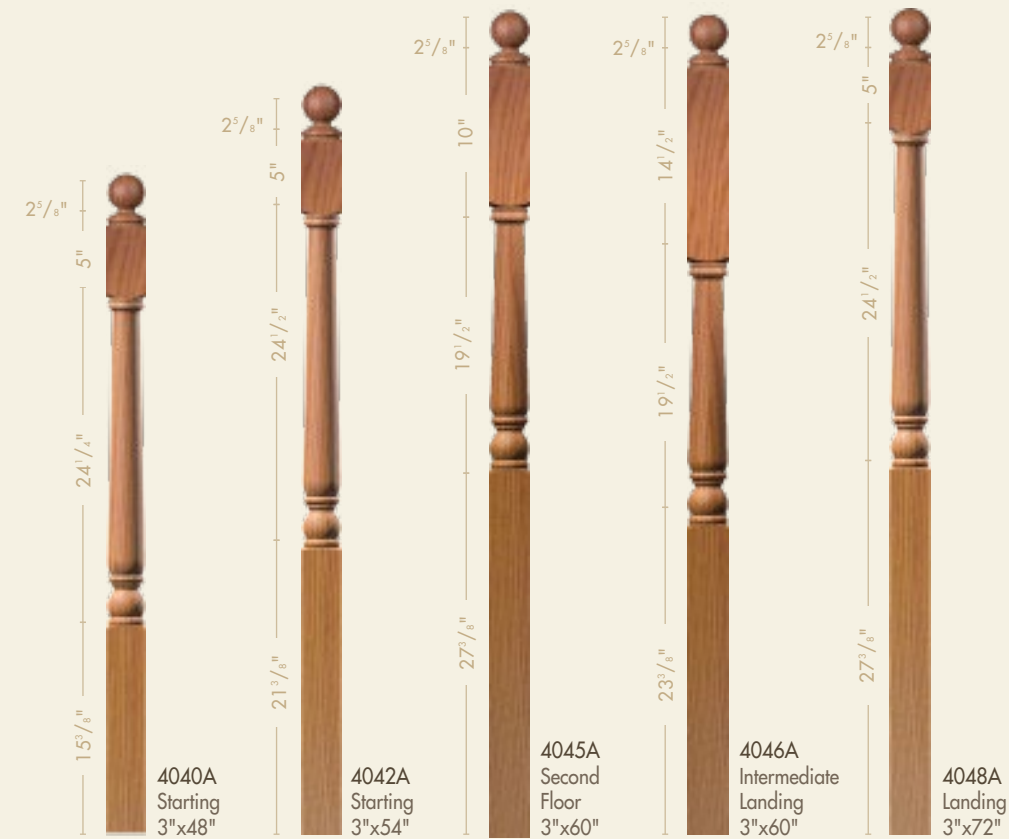
Balusters



**MILLING
OPTIONS**

Plain Fluted

Newels




This very popular style is also available with a mushroom top.

Balusters



Newels



MILLING OPTIONS



Plain



Octagonal

Octagonal only available in 1 3/4"



Hampton Stairway with #5300 Balusters.



Balusters Newels



Newels WITH INTERCHANGEABLE FINIALS



interchangeable
FINIALS

PA-410 Plain Acorn

CA-411 Carved Acorn

OCT-415 Octagon Pineapple

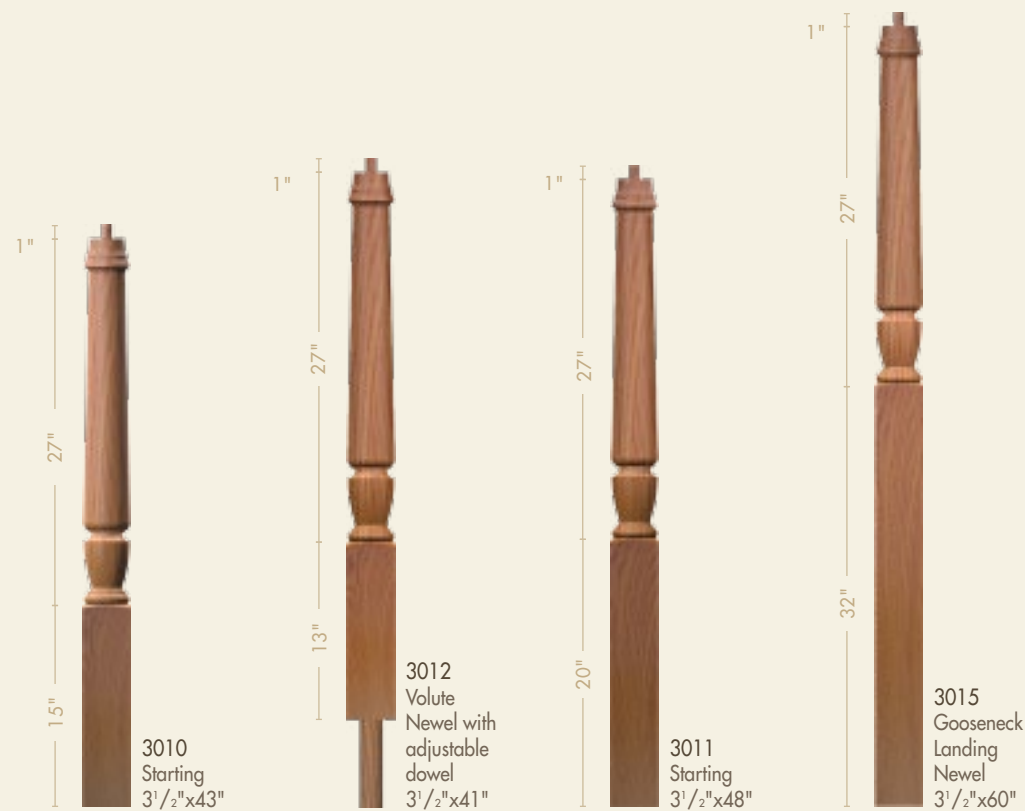
PP-412 Plain Pineapple

CP-414 Carved Pineapple

RCP-413 Raised Carved Pineapple

PB-416 Ball Top


Newels



**MILLING
 OPTIONS**

Plain Fluted Twisted Octagonal

Balusters



5060 S4S
1 1/4" x 31"
1 1/4" x 34"
1 1/4" x 36"
1 1/4" x 39"
1 1/4" x 42"

5360 S4S
1 3/4" x 31"
1 3/4" x 34"
1 3/4" x 36"
1 3/4" x 39"
1 3/4" x 42"

Newels



4004 BT
3 1/2" x 48"

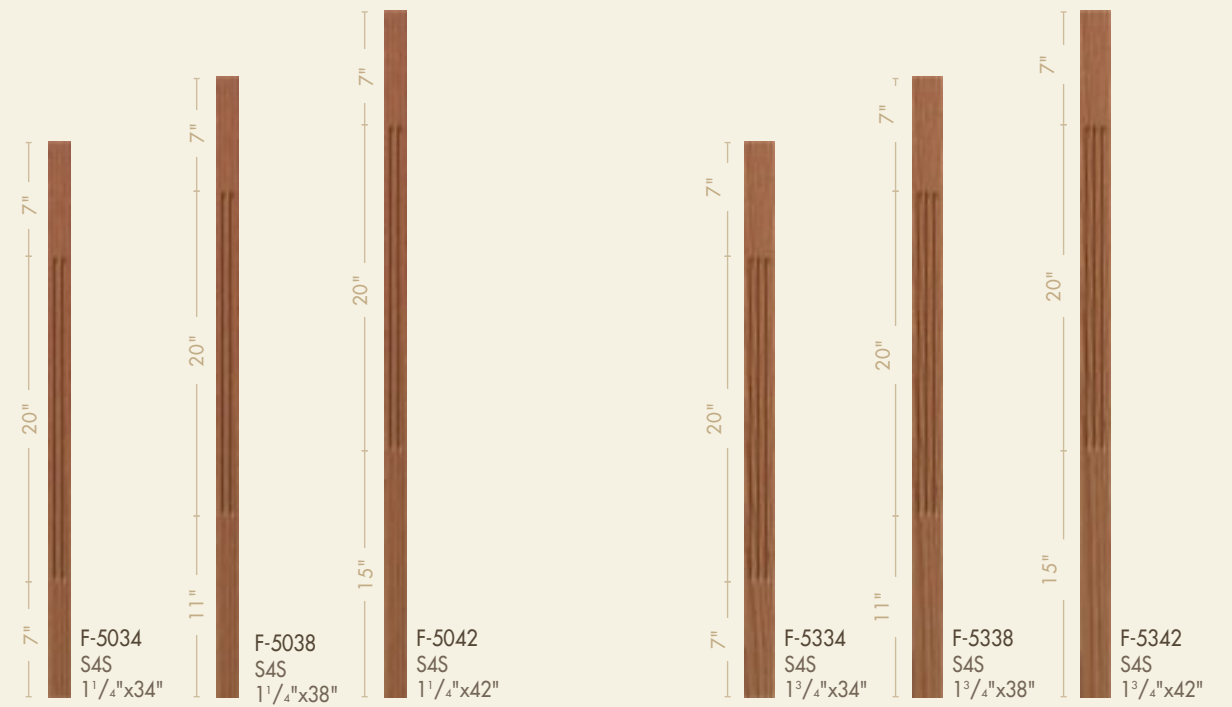
4001 S4S
3" x 60"

4003 S4S
3 1/2" x 56"

4005 BT
3 1/2" x 56"

4006 BT
3 1/2" x 72"

Balusters



F-5034 S4S
1 1/4" x 34"

F-5038 S4S
1 1/4" x 38"

F-5042 S4S
1 1/4" x 42"

F-5334 S4S
1 3/4" x 34"

F-5338 S4S
1 3/4" x 38"

F-5342 S4S
1 3/4" x 42"



Contemporary Stairway with #4091 Box Newel and #5360 Balusters.

MILLING OPTIONS



Octagonal only available in 1 3/4"

Plain Fluted Octagonal



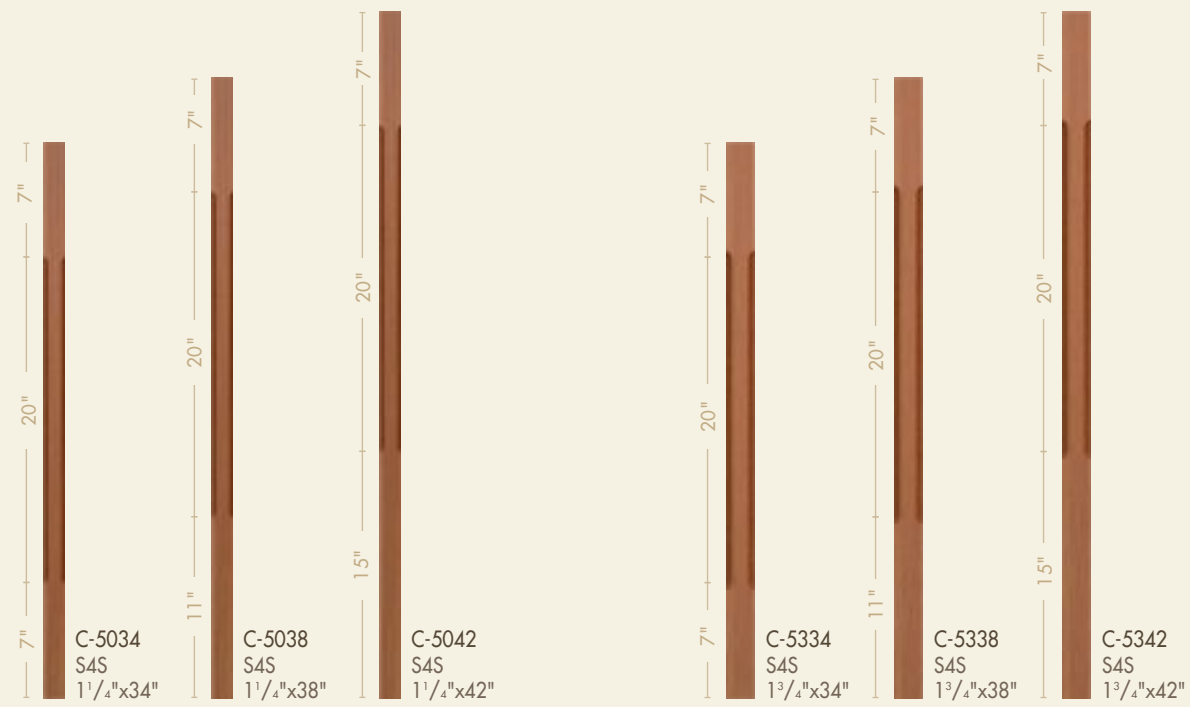
F-4000-48 Fluted with Chamfered Top
3" x 48"

F-4000-60 Fluted with Chamfered Top
3" x 60"

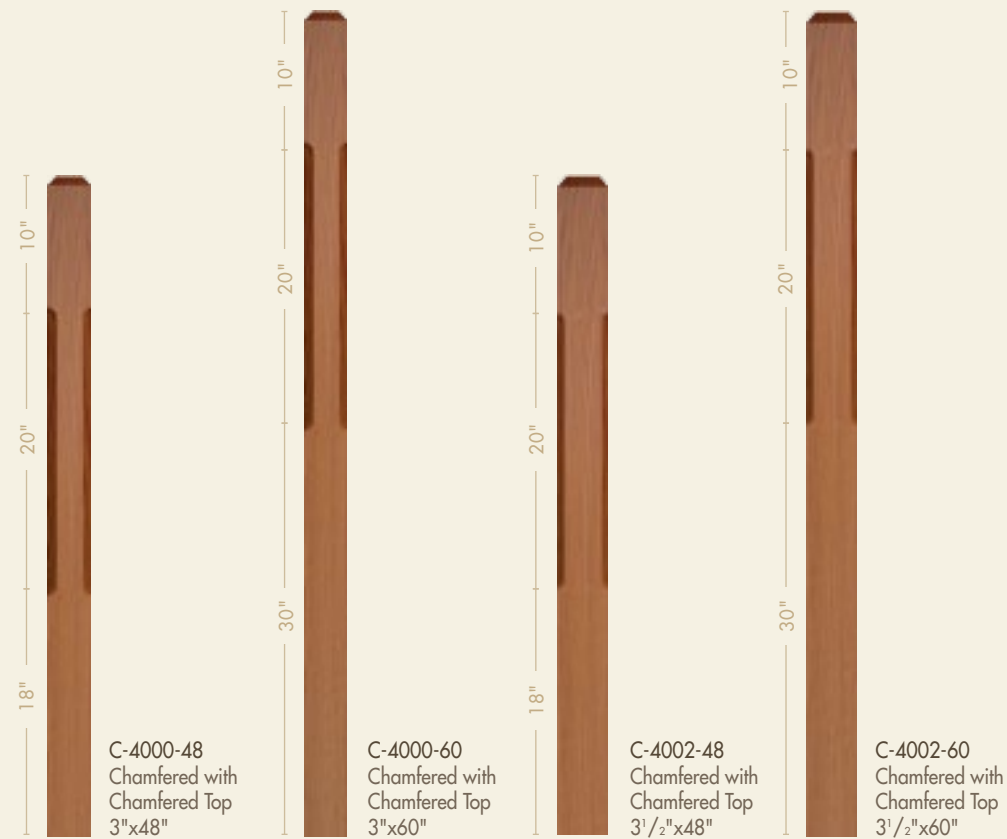
F-4002-48 Fluted with Chamfered Top
3 1/2" x 48"

F-4002-60 Fluted with Chamfered Top
3 1/2" x 60"

Balusters

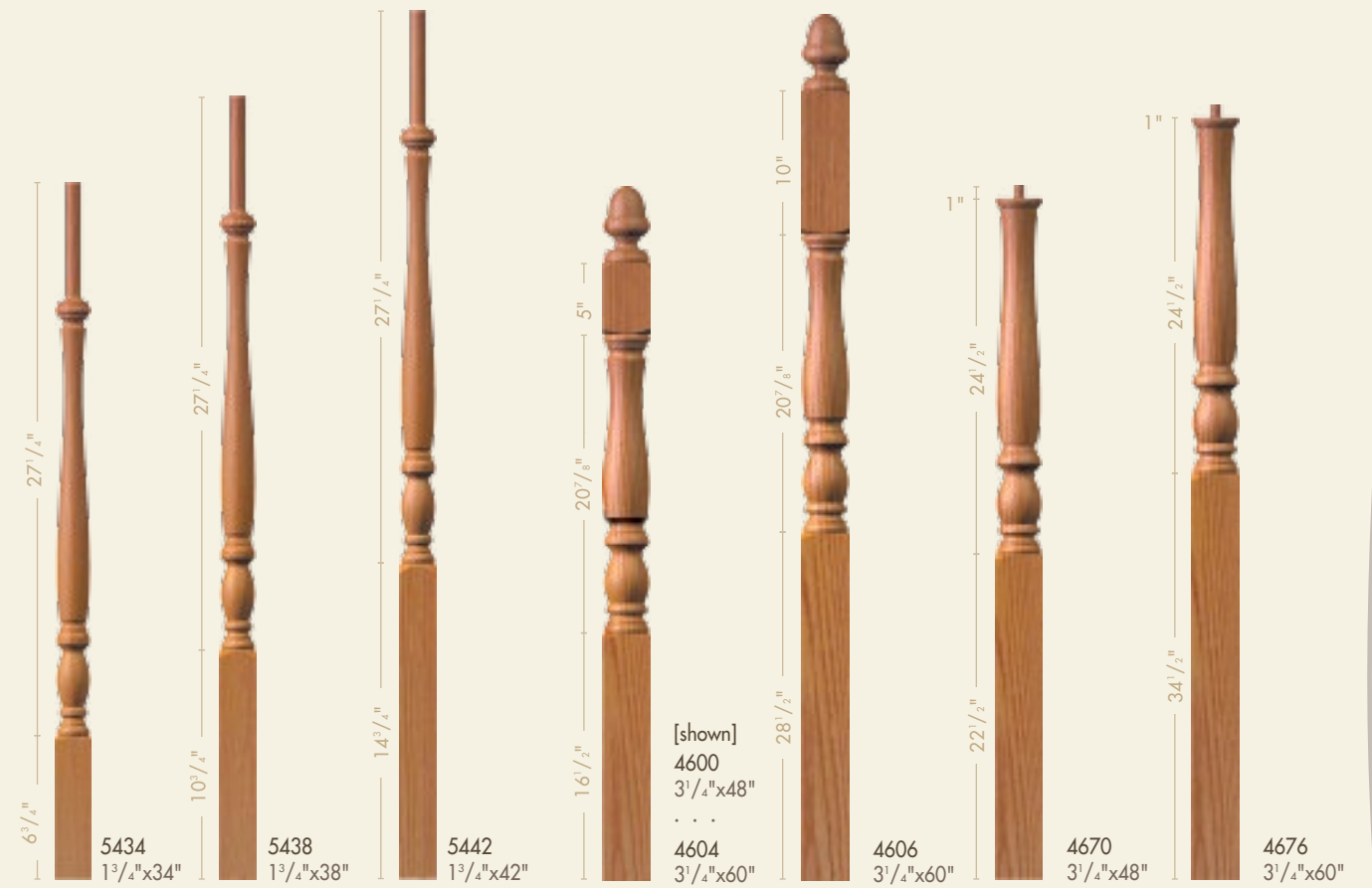


Newels



Balusters

Newels



Country Stairway with Reeded Newels and Balusters.

MILLING OPTIONS



Balusters



Newels



MILLING OPTIONS



Custom Stairway with Custom Newels and Balusters.




Balusters



Newels



MILLING OPTIONS



Utah Stairway with #2315 Balusters.

Box Newels



Primed Box Newels come with unfinished caps and trim. They can be trimmed out with any of our standard species.



In addition to our standard line of Box Newels we offer custom styles in a wide variety of species. Standard Box Newels are also available in other lengths and widths. Please contact our sales staff for details.

Starting Steps



8010
Single Starting Step
10 1/2" x (varies)*

8310
Single Starting Step
11 1/2" x (varies)*



8315
Double End Starting Step
10 1/2" x (varies)*

8315
Double End Starting Step
11 1/2" x (varies)*



8040
Single End Quarter
Circle Starting Step
11 1/2" x (varies)*



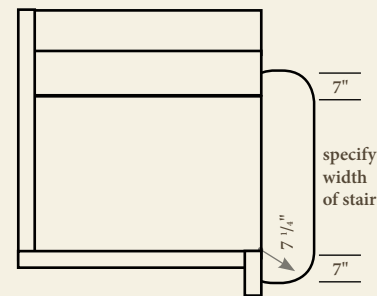
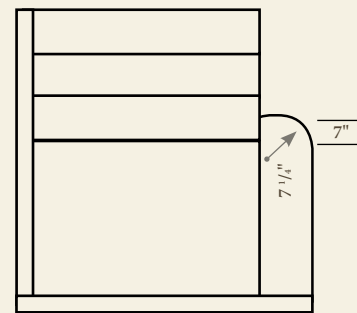


8060
Double End Quarter
Circle Starting Step
11 1/2" x (varies)*



6"
18"
(overall length)

8010-2
False End and Riser
10 1/2" x 18"

8310-2
False End and Riser
11 1/2" x 18"



Treads & Risers



8070 Plain Tread
10 1/2" x 48", 54", 60"

8073 Plain Tread
11 1/2" x 48", 54", 60"



8070-MR1 Single Return Tread
10 1/2" x 48", 54", 60"

8073-MR1 Single Return Tread
11 1/2" x 48", 54", 60"



8070-MR2 Double Return Tread
10 1/2" x (varies)

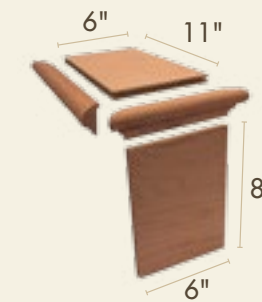
8073-MR2 Double Return Tread
11 1/2" x (varies)



8095 Tread Cove
5/8" x 3/4"



8080 Tread Nosing
1 1/16" x 1 1/4"



8079
False Tread Kit with
Mitered End Riser Included



8076
False Rise



8075 Riser
3/4" x 7 1/2" x 48", 54", 60"

8077 Riser
3/4" x 8" x 48", 54", 60"



8090 Landing Tread
1 1/16" x 3 1/2"

8091 Landing Tread
1 1/16" x 5 1/2"



8078
False Tread Molding
1 1/16" x 1 3/4"



8085 Shoe Molding
5/8" x 3/4"

*Available in any Length.

Handrails



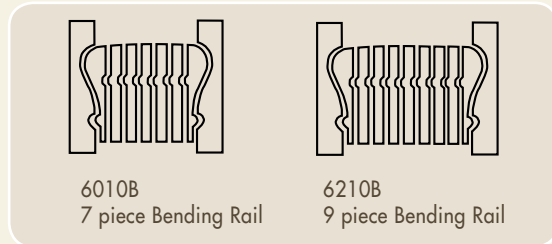
6000 $1\frac{5}{8}'' \times 2\frac{3}{4}''$ 6001 $1\frac{5}{8}'' \times 2\frac{3}{4}''$ 6002 $1\frac{5}{8}'' \times 2\frac{3}{4}''$ 6010 $2\frac{1}{4}'' \times 2\frac{3}{8}''$ 6010P $2\frac{1}{4}'' \times 2\frac{3}{8}''$



6203 $1\frac{5}{8}'' \times 5\frac{1}{2}''$ 6210 $2\frac{5}{8}'' \times 2\frac{3}{8}''$ 6210P $2\frac{5}{8}'' \times 2\frac{3}{8}''$ 6400P $3'' \times 2\frac{1}{4}''$ 6400P $3'' \times 2\frac{1}{4}''$



6519 $2\frac{5}{8}'' \times 3''$ 6519P $2\frac{5}{8}'' \times 3''$



Wall Rail



6040 $1\frac{5}{8}''$ · flat bottom 6042 $2\frac{1}{4}'' \times 1\frac{11}{16}''$

Shoerail & Fillet

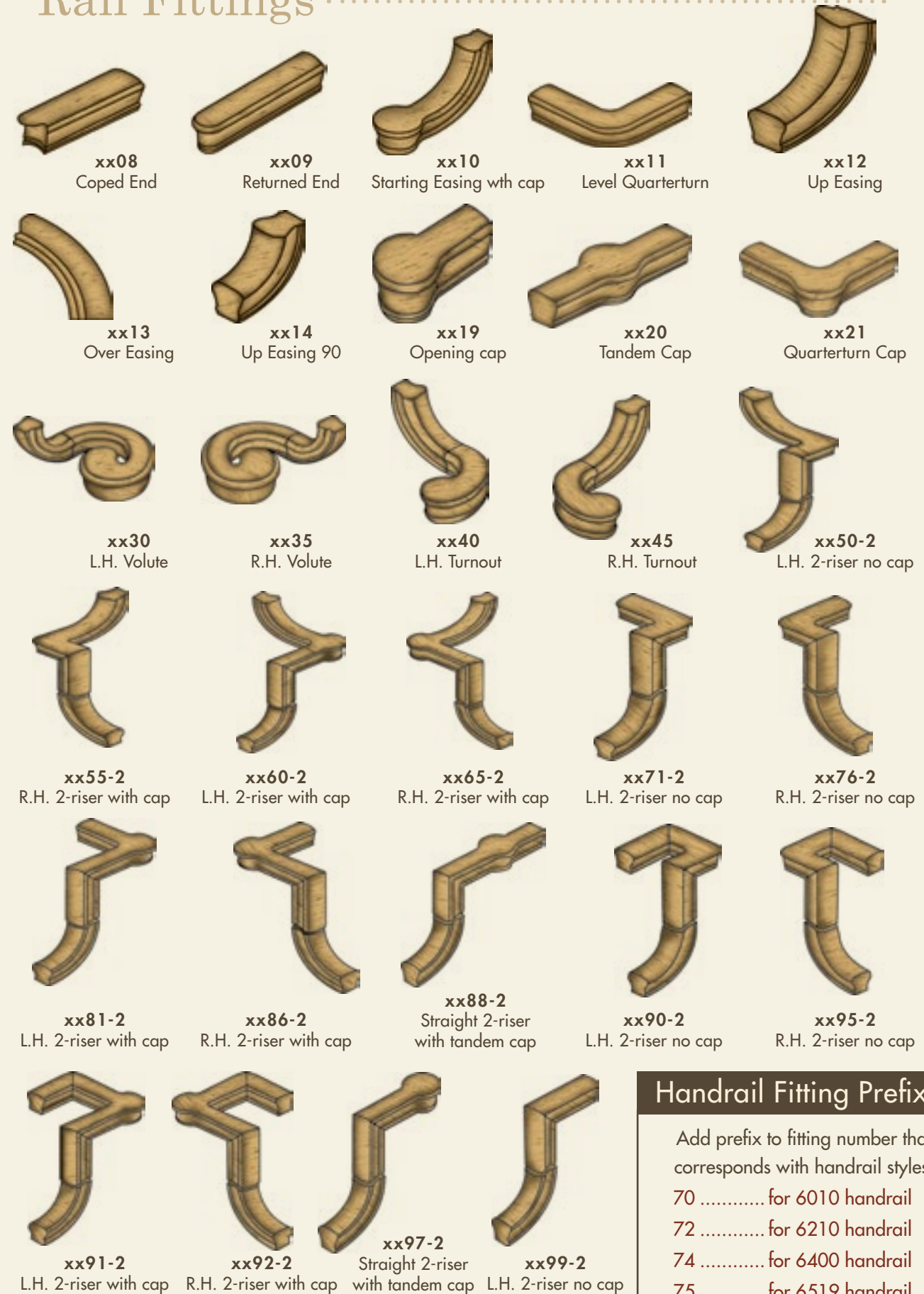


6000-S $\frac{3}{4}'' \times 2\frac{1}{2}''$ 6001-S $\frac{3}{4}'' \times 2\frac{1}{2}''$ 6006 Shoerail · $\frac{3}{8}''$



6045 Shoemil · $2\frac{1}{2}''$ 6050 Fillet · $1\frac{1}{4}''$ 6007 Fillet · $1\frac{3}{4}''$

Rail Fittings



Handrail Fitting Prefixes


Add prefix to fitting number that corresponds with handrail styles.

- 70 for 6010 handrail
- 72 for 6210 handrail
- 74 for 6400 handrail
- 75 for 6519 handrail

Accessories



7028 Bracket
8" x 12 1/2"



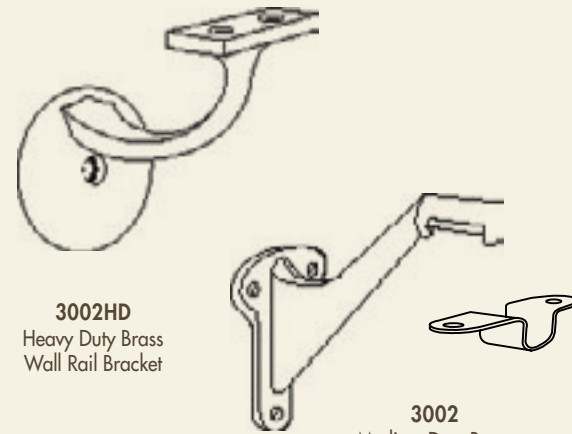
7029 Scroll Bracket
8" x 12 1/2"



7017 Round Rosette
4 3/4" x 3 3/4"



7037 Oval Rosette
6 1/5" x 4 7/16" x 3/4"



3002HD
Heavy Duty Brass
Wall Rail Bracket

3002
Medium Duty Brass
Wall Rail Bracket



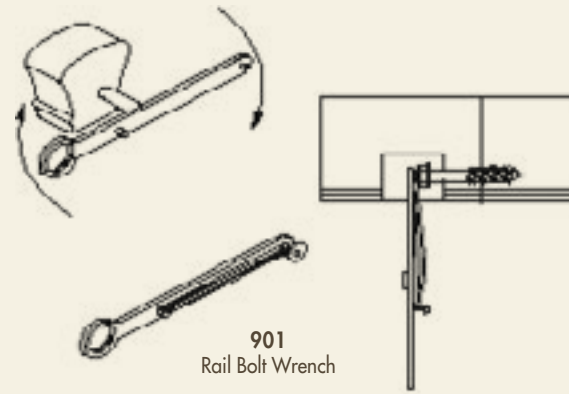
3001
Rail Bolt 3 1/2"



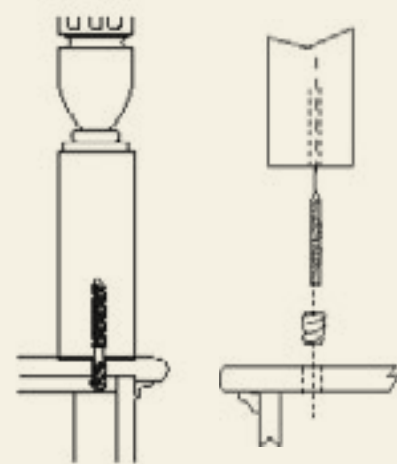
201 Round Rosette
5/16" Baluster Fastener Driver



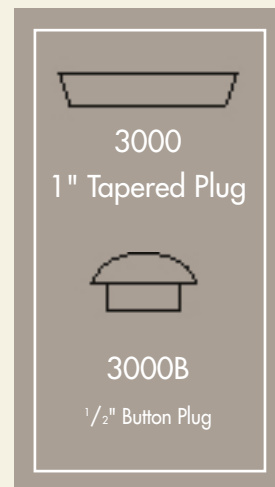
203
5/16" x 2 1/2" Dowel Screws



901
Rail Bolt Wrench

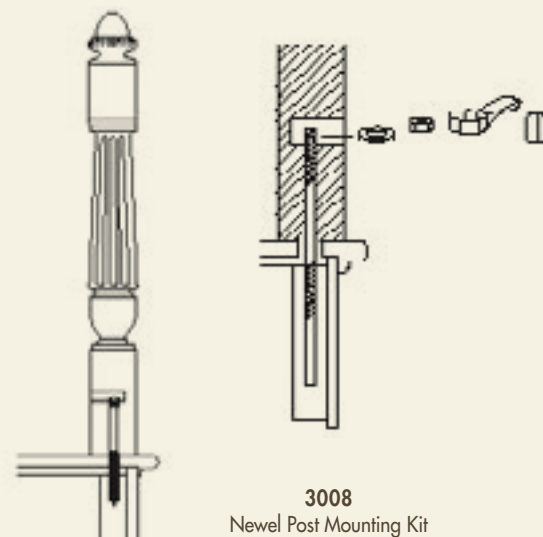


3004
Newel Mounting Kit



3000
1" Tapered Plug

3000B
1/2" Button Plug



3008
Newel Post Mounting Kit

Custom Capabilities



We can manufacture
many variations
from our standard product line.

- Alternate Wood Species
- Different Square Size for Turnings
- New Handrail Profiles
- Custom Fitting Angles
- Winder Treads
- Curved Starting Steps
- Custom Treads & Risers

Regal Stairs

TEEM 
Wholesale, Inc.

200 Skinner Street
P.O. Box 278
Ohio City, OH 45874



style & elegance for every home